

machinebidder

PRIVATE TREATY SALE - DUE TO RETIREMENT OF THE DIRECTORS (170669)

On instructions received due to the retirement of the Directors of RHG Stone Engineering Ltd
PRIVATE TREATY SALE OF LAST REMAINING ITEMS OF EXCEPTIONALLY WELL
MAINTAINED CNC & CONVENTIONAL MACHINE TOOLS & FABRICATION EQUIPMENT.

Lot 1 PEARSON MODEL 1201 12ft x 1 inch capacity Swing Beam Hydraulic Guillotine. Guide Price £15,000




Lot 8 DEAN SMITH & GRACE Type 21 x 120 Straight Bed Centre Lathe. Guide Price £9,500






Lot 11 MAZAK Powercenter V-20E Vertical Machining Centre with Mazatrol Cam Control.
Guide Price £15,000






Lot 15 PEARSON Model 40016 400 Ton x 16ft Hydraulic Downstroking Pressbrake. Guide Price £20,000

Prices are subject to 15% Buyers Premium



OFFERS ARE INVITED

Lot no.	Description
1	 <p>PEARSON MODEL 1201 12ft x 1 inch capacity Swing Beam Hydraulic Guillotine</p> <p>Capacity 12' x 1" (3658mm x 25mm). Dimensions 4060mm x 3860mm x 3640mm (to the top of the swing arm jib) 2470mm to the top of the lifting lug. Powered back gauge. Manual blade adjustment. Squaring arm. Work supports. Includes spare set of reground blades . 500 kgs Electric Hoist/Jib Crane. Operators ...</p>
2	 <p>ESAB CXL P2500 CNC Plasma & Gas Cutting Machine. Year 2005 - SALE AGREED</p> <p>Complete with Hypertherm Powermax 1650 G3 Series. Clarcor UK Model BDC21C Fume Extraction Unit & Ducting. FastCam CNC Software with latest update. Machine Serial No. 20503700. Approx table size 3300mm x 1700mm. Overall size 5600mm x 3400mm x 2000mm high. Approx size of extraction unit 900mm x 900mm ...</p>
3	 <p>KEARNS RICHARDS SJ100 Table Type Horizontal Borer - SALE AGREED</p> <p>Spindle dia. 100mm. Spindle taper 50 ISO. Spindle travel 600mm. Spindle speeds 22 - 1120 rpm. Facing head speeds (3 ranges) 4.5 - 224 rpm. Table size 1500mm x 1200mm. Facing head dia. 680mm. Facing head capacity 1040mm. Facing slide traverse 180mm. Vertical travel 1500mm. Longitudinal travel 1800mm. ...</p>

Lot no.		Description
4		<p>DEAN SMITH & GRACE Type 21 x 120 Straight Bed Lathe with Newall B60 Digital Readout</p> <p>Swing over bed 572mm. Swing over cross slide (with guard) 330mm . Swing over cross slide (without guard) 381mm Distance between centres 3048mm. Spindle speeds 10 - 800 rpm. Spindle bore 92mm. Dual dials. Rapid traverse to saddle. 4 way toolpost. Spindle bush. Drilling attachment. 550mm dia, faceplate. ...</p>
5		<p>BUTLER Elgamill CS10VA 6 metre Bedmill with Newall DP7 Digital Readout - SALE AGREED</p> <p>Bed size 6300mm x 1200mm x 800mm high. Overall size of bed 6380mm x 1200mm x 800mm high. Ram travel 950mm. Vertical travel 1675mm. Longitudinal travel 4300mm. Spindle speeds 30 - 2080 rpm. Spindle taper 50 ISO. Range of feeds per min 2 - 2000mm/min. Rapid traverse 2000mm/min. Drivloc DC Injection brake. ...</p>
6		<p>BUTLER Elgamill DR12VA 12 Metre Bedmill with Newall DP1200 Digital Readout - SALE AGREED</p> <p>Bed size 12060mm x 1195mm x 790mm high. Overall size of bed 12400mm x 1195mm x 790mm high. Ram travel 980mm. Vertical travel 1675mm. Longitudinal travel 10300mm. Spindle speeds 30 - 2080 rpm. Spindle taper 50 ISO. Spindle motor 15 HP. Range of feeds per min 2 - 2000mm/min. Rapid traverse 2000mm/min. ...</p>
7		<p>DEAN SMITH & GRACE Type 21 x 144 Straight Bed Centre Lathe with Newall B60 Digital Readout - SALE AGREED</p> <p>Swing over bed 572mm. Swing over cross slide (with guard) 330mm . Swing over cross slide (without guard) 381mm Distance between centres 3657mm. Spindle speeds 10 - 800 rpm. Spindle bore 92mm. Dual dials. Rapid traverse to saddle. 4 way toolpost. Spindle bush. Drilling attachment. 660mm dia, faceplate. ...</p>
8		<p>DEAN SMITH & GRACE Type 21 x 120 Straight Bed Centre Lathe</p> <p>Swing over bed 572mm. Swing over cross slide (with guard) 330mm . Swing over cross slide (without guard) 381mm Distance between centres 3048mm. Spindle speeds 10 - 800 rpm. Spindle bore 92mm. Dual dials. Rapid traverse to saddle. 4 way toolpost. Drilling attachment. 660mm dia, faceplate. 460mm dia. 4 ...</p>

Lot no.		Description
9		<p>DEAN SMITH & GRACE Type 30 x 240 Gap Bed Centre Lathe with Twin Newall DP8 Digital Readouts - SALE AGREED</p> <p>Swing over bed 813mm. Swing over cross slide (with guard) 495mm . Swing over cross slide (without guard) 578mm Distance between centres 6096mm. Spindle speeds 9 - 800 rpm. Spindle bore 117mm. Dual dials. Rapid traverse to saddle. 2 way/quick change toolpost. Spindle bush. Drilling attachment. 1200mm ...</p>
10		<p>SAN ROCCO MEC80 Table Type Horizontal Borer with Newall DP8 Digital Readout - SALE AGREED</p> <p>Spindle dia. 80mm. Spindle taper 40 ISO. Spindle travel 600mm. Spindle speeds 11 - 1100 rpm. Vertical travel 1000mm. Longitudinal travel 1000mm. Cross travel 1500mm. Feeds Vertical & cross travel feed 10-1000 mm/min. Longitudinal feeds 1 - 1000mm/min. Table dimensions 1220mm x 920mm. Table loading 1500 ...</p>
11		<p>MAZAK Powercenter V-20E Vertical Machining Centre with Mazatrol Cam Control</p> <p>Table size 2740mm x 750mm. Longitudinal travel 2600mm. Cross travel 810 mm. Vertical travel of head 750mm. Maximum table loading 3000 kgs.</p> <p>Maximum distance from centre of spindle to the front of the column 830mm. Minimum/maximum distance from top of the table to spindle flange 200 - 950mm. Height from ...</p>
12		<p>XYZ SLX 425 x 1250 Lathe with Prototrak Control. Year 2010 - SALE AGREED</p> <p>Swing over Bed 532mm. Spindle Bore 80mm. Distance Between Centres 1100mm. 4 way toolpost. Drilling attachment. Spindle speeds to 25 - 2500 rpm. Tailstock. 4 Jaw Chuck. 2 x 3 point steadies 170mm dia & 210mm dia. capacity. Enclosed guarding. Coolant. Toolkit. Prototrax SLX Control. Weight 2850 Kg.</p> <p>DISCONNECTION ...</p>
13		<p>SAFOP Leonard TR1000 Combined Centre Lathe & Cylindrical Grinding Machine</p> <p>Swing over bed 1220mm. Swing over cross slide 1016mm. Distance between centres 7500mm. Spindle bore 102mm. Maximum weight between centres 10,000kgs (unsupported). Spindle speeds 4 - 816 rpm. Fitted with 800mm dia. 4 jaw. Newall DP8 Digital readout. Rapid traverse to saddle. 4 screw toolpost clamping ...</p>

machinebidder

Lot no.	Description
14	<div></div> <p>TOS Hostivar BUC 63A x 4000 Universal Grinding Machine - SALE AGREED</p> <p>Maximum swing over bed 630mm. Maximum distance between centres 4000mm. Maximum table swivel 4 degrees. Internal grinding minimum dia. x length 100mm x 500mm. Workhead faceplate dia. 340mm dia. Auto incremental infeed. Maximum infeed/outfeed 120mm/min. Adjustable Tailstock. Swivel workhead. Swivel wheelhead. ...</p>
15	<div></div> <p>PEARSON Model 40016 400 Ton x 16ft Hydraulic Downstroking Pressbrake</p> <p>Bed size 4950mm x 380mm. Capacity in Mild Steel 4876mm x 16mm or 2500mm x 25mm. Distance between columns 4120mm Fitted with manual backgauge. Main motor 40 HP. Machine serial No.5765. Machine is complete with Segmental punch tooling (7 pieces). Multi Vee 4950mm long x 180mm x 180mm. Multi Vee 4950mm ...</p>