

# machinebidder

ONLINE AUCTION SALE - MACHINE TOOLS, SHEET METAL & MISCELLANEOUS EQUIPMENT, BOLTON (170679) (Ends: 22 Apr 2021)

## ONLINE AUCTION SALE - FREE LOADING TO FLATBED VEHICLES

**CNC LATHES:** EMI-MEC Microsprint 50 CNC Turret Lathe with CET Systems Control

**CNC MILLS:** XYZ VM3500 (2002) XYZ 4000 (1996)

**LATHES:** COLCHESTER Student Gap Bed Lathe. DEAN SMITH & GRACE Type 1709 x 40 Straight Bed Lathe With Newall Topaz Digital Readout. WARD 7D Turret Lathe With Raised Centres. WARD 7D Turret Lathe With Sino SD56-3V Digital Readout. **DRILLING:** ASQUITH OD1 3ft 6inch Radial Arm Drill With Box Table. HERBERT 4 Spindle Drill. MEDDINGS A10 Articulated Arm Pilar Drill. **GRINDING:** JONES & SHIPMAN 1310 Cylindrical Grinder With Internal Attachment Model 61949. DRAPER 150mm Bench Grinder. PRODUCTION MACHINES LTD Punch & Die Grinder . Heavy Duty Double Sided Grinder. VICEROY Sharpedge 16" Tool Grinder. **MILLING:** WMW HECKERT Horizontal Milling Machine. **SAWING:** MACC TRS 30 Chopsaw.

**FABRICATION:** EDWARDS Truecut 1255mm x 3.25mm DD Guillotine with Rack & Pinion Backgauge. MORGAN RUSHWORTH 2500 x 3.5 Powered Straight Folding Machine. MEGAFORM CK204 Powered Corner Notcher. AMADA CSW-220 Double Headed Powered Corner Notcher. EDWARDS 305mm x 1.5mm Treadle Guillotine With Back Gauge. EDWARDS 6ft x 16 Gauge Box And Pan Folder ( Only 67"/1702mm) Of Tooling. SHEET METAL 2000mm x 2mm Box & Pan Folder. MORGAN RUSHWORTH 2000mm x 2mm Box & Pan Folder. BUXTON 80" x 1 /8" Powered Initial Pinch Bending Rolls.







**LIFTING EQUIPMENT:** TRACTEL Bravo 3000kg Lever Hoist Chain. DEMAG Junior Electric 500kg S.W.L Crane Hoist With Up/Down Pendant (2). TIGER 1000kg S.W.L Manual Chain Hoist. NITCH H-50 5000kg S.W.L Manual Chain Hoist. LIFTING Point 2000kg S.W.L Manual Chain Hoist . DAVY MORRIS 2000kg S.W.L Manual Chain Hoist. Manual Crane Hoist (Unknown S.W L). HACKET 500kg S.W.L Manual Chain Hoist. KING 500kg S.W.L Electric Crane Hoist With Up/Down Pendant. Heavy Duty 16Ton S.W.L 2 Leg Lifting Chains With Shorteners. 4 x 25Ton S.W.L Heavy Duty Lifting Shackles. 2 x 120Ton S.W.L Heavy Duty Lifting Shackles. Quantity Of Various S.W.L Heavy Duty Lifting Shackles (2). 2 x 35Ton S.W.L Heavy Duty Lifting Shackles. Heavy Duty 12Ton S.W L Plate Clamp (2). Quantity Of Various S.W.L Plate Clamps.

**MISCELLANEOUS:** CLIMIAVENT Wet Collector Model LW11P. BRIERLEY BELT Linisher (2). URSUS Hydraulic Tyre Changing Machine. BOSCH TCE 4420 Tyre Changer With Bosch TCE 300 Helper Arm.

Lot no.	Description
---------	-------------








# machinebidder

---

Lot no.	Description
1	 <p><b>EDWARDS Truecut 1255mm x 3.25mm DD Guillotine with Rack &amp; Pinion Backgauge</b></p> <p>Front Sheet Support Arms. Rear Safety Guarding on Limit Switch. Light for Cutting Line</p>
2	 <p><b>EMI-MEC Microsprint 50 CNC Turret Lathe with CET Systems Control</b></p> <p>Work Capacity: Max Dis. Bar 50.8mm. Max Dia. 200mm Chuck 160mm Grip. Turret: Max Effective Working Stroke 200mm. Max Movement 400mm. Cross Slides: Tool Size 19mm x 25mm. Longitudinal Travel 152mm Right to Left. Max Distance between post 432mm. Twin Overhead Slides: Tool Size 16mm x 16mm. Stroke 89mm. ...</p>
3	 <p><b>XYZ VM3500 CNC Bedmill with Prototrak VM Controls</b></p> <p>Year 2002. Table Size 1371mm x 355mm. Spindle Speeds 200-1498rpm. Traverse 762mm x 508mm x 508mm. ISO 40</p>
4	 <p><b>EMI-MEC Microsprint 50 CNC Turret Lathe with CET Systems Control</b></p> <p>Work Capacity: Max. Dia. Bar 50.8mm. Max Sia. In 200mm Chuck 160mm Grip. Turret: 6 Tool Turret. Random Index. Unidirectional. Turret Slides: Max Effective Working Stroke 200mm. Max Movement 400mm. Cross Slides: Tool Size 19mm x 25mm. Longitudinal Travel 152mm right to left. Max Distance between post ...</p>
5	 <p><b>XYZ 4000 CNC Bedmill with Prototrak MX3 Controls</b></p> <p>Year 1996. Table Size 1474mm x 354mm. Speeds (low) 70-460rpm (high) 500-3600rpm</p>
6	 <p><b>MORGAN RUSHWORTH 2500 x 3.5 Powered Straight Folding Machine</b></p> <p>Capacity 3.5mm (mild steel). Folding Length 2580mm. High Rise Clamp Beam</p>

# machinebidder








---

Lot no.	Description
7	 <p><b>MEGAFORM CK204 Powered Corner Notcher</b> Capacity 200mm x 200mm x 4mm (mild steel)</p>
8	 <p><b>AMADA CSW-220 Double Headed Powered Corner Notcher</b> Year 1984. Capacity 220mm x 220mm x 3.2mm (mild steel). Max Edge Notch 50mm x 100mm x 3.2mm (mild steel). Max Stroke 40 per Min</p>
9	 <p><b>COLCHESTER Student Gap Bed Lathe</b> Max Wing Over Bed 13" (330mm). Distance Between Centres 24" (609mm). Spindle Bore 1.1/2" (38mm). 3&amp;4 Jaw Chucks and Face Plate . Change Gears. 3 Way Quick Change Tool Post</p>
10	 <p><b>BUXTON 80" x 1/8" Powered Initial Pinch Bending Rolls</b> Serial No. 826/11/88. Roll Dia. 6.1/2". Driven Lower/ Raise Back Roll. Emergency Stop Kick Plates. Manual Drop End</p>
11	 <p><b>JONES &amp; SHIPMAN 1310 Cylindrical Grinder With Internal Attachment Model 61949</b> 18" (457mm) Between Centres. 8" (203mm) Max Swing Over Bed. Complete With Coolant &amp; Cleaning Tank</p>
12	 <p><b>CLIMAVENT Wet Collector Model LW11P</b> Serial No. PDI2088. Non-Corrosive GR'p Body</p>
13	 <p><b>EDWARDS 6ft x 16 Gauge Box And Pan Folder ( Only 67"/1702mm ) Of Tooling</b> Rear Sheet Supports. Angle Stop</p>

---

# machinebidder







---

Lot no.	Description
14	 <p><b>SHEET METAL 2000mm x 2mm Box &amp; Pan Folder</b> Complete Tooling. 1200mm Max Fold - 3mm Aluminium. 600mm Max Fold - 3mm Mild Steel. Angle Stop</p>
15	 <p><b>MORGAN RUSHWORTH 2000mm x 2mm Box &amp; Pan Folder</b> Needs Attention and Only 1930mm Of Tooling</p>
16	 <p><b>VICEROY Sharpedge 16” Tool Grinder</b> 240v</p>
17	 <p><b>MORRIS Flex Belt Linisher With Dust Collector Model MA706</b> 440v</p>
18	 <p><b>WMW HECKERT Horizontal Milling Machine</b> Spindle Speeds 45-2240rpm. Feed Speeds 16-800 mm per min. Table Size 1802mm x 464mm</p>
19	 <p><b>BRIERLEY BELT Linisher</b> Year 2011. 240v Belt Size 100mm x 1220mm</p>
20	 <p><b>BRIERLEY Adjustable Belt Linisher</b> Year 2010. 415v. Belt Size 100mm x 1500mm. Speed 25metre Per Sec</p>

---








# machinebidder

---

Lot no.	Description
21	 <p><b>MACC TRS 30 Chopsaw</b> Year 2002. Rotating Head &amp; Vice. Quick Release Vice. Built In Coolant Pump/Tank</p>
22	 <p><b>NORTON No.7 Flypress On Stand With Hunton Die Holder</b> Throat Depth 6.1/2" (165mm)</p>
23	 <p><b>NORTON 6ADB Deep Throat Flypress On Stand With Hunton Die Hholder.</b> Throat Depth 12" (304.8mm)</p>
24	 <p><b>URSUS Hydraulic Tyre Changing Machine</b> Dia Wheel Introducible 1700mm. Capacity 15tons. Piston Stroke 700mm. Manuals</p>
25	 <p><b>BOSCH TCE 4420 Tyre Changer With Bosch TCE 300 Helper Arm</b> Tyre Width Min 3"/Max 7". Maximum Tyre Dia. 1000mm. Rim Dia. Internal Locking &lt;min 10"/Max 20". Rim Dia. External Locking Min 10"/Max 23".Motorcycle Wheels: Tyre Width Min 3"/ Max 7". Max Tyre Dia. 1000mm. Rim Dia. Min 14"/ Max 25" bosch tce 300: Tyre width min 3"/ max 15". Tyre dia. 1000mm. Rim dia ...</p>
26	 <p><b>PRODUCTION MACHINES LTD Punch &amp; Die Grinder</b> 3 Jaw Chuck 130mm Dia. Magnetic Chuck 120mm Dia. 240v</p>

---

# machinebidder

Lot no.	Description
27	 <p><b>Arbor Press</b> Throat Depth 6" (152mm)</p>
28	 <p><b>ASQUITH OD1 3ft 6inch Radial Arm Drill With Box Table</b> Spindle Speeds 42-1130RPM. 5 Morse Taper. Box Length 30" x 24" x 20"</p>
29	 <p><b>DEAN SMITH &amp; GRACE Type 1709 x 40 Straight Bed Lathe With Newall Topaz Digital Readout</b> 40" (1016mm) Between Centres. 17" (432mm) Max Dia. Swing Over Bed. 9" (229mm) Max Dia. Over Cross Slide. Spindle Bore 80mm. Drilling Attachment</p>
30	 <p><b>WARD 7D Turret Lathe With Raised Centres</b> 22" (558mm) Max Dia. Swing Over Bed. 35" (889mm) Between Centres Spindle bore 2.3/4"(69.8mm). 6 way turret 1x adjustable. speeds 25-1000rpm</p>
31	 <p><b>HERBERT 4 Spindle Drill</b> Spindle 1 speeds 36-215RPM 3 Morse. Spindle 2 Speeds 104-562RPM 3 Morse. Spindle 3 Speeds 450-2850RPM 2 Morse. Spindle 4 445-1455RPM 2 Morse</p>
32	 <p><b>WARD 7D Turret Lathe With Sino SD56-3V Digital Readout</b> 16" (406mm) Max Dia. Swing Over Bed. 36" (914mm) Between Centres . Speeds 37-1500RPM. 2.3/4" (69.8mm) Spindle Bore. 2.3/4" (69.8mm) Spindle Bore</p>
33	 <p><b>EDWARDS 305mm x 1.5mm Treadle Guillotine With Back Gauge</b> Sheet Support. Manuel Back Gauge</p>

# machinebidder

---

**Lot  
no.**

**Description**

---

34



**HEAVY Duty Double Sided Grinder**

Max 1400RPM

---

35



**BELT Linisher With Side Disk Linisher**

230V. 5 Spare Belts

---

36



**MEDDINGS A10 Articulated Arm Pilar Drill**

Table Size 24" x 24" (609mm x 609mm). Spindle Speeds (Low) 80-1000RPM (High) 310- 4000RPM

---

37



**DRAPER 150mm Bench Grinder**

230V

---

38



**Heavy Duty 165mm Clamp Machine Vice**

---

39



**BISON 125mm Clamp Shaft Holding Vice**

---

40



**Heavy Duty 155mm Machine Vice**

---

# machinebidder

---

**Lot  
no.**

**Description**

---

41



**Heavy Duty 155mm Machine Vice**

---

42



**Heavy Duty 155mm Machine Vice**

---

43



**Heavy Duty 155mm Machine Vice**

---

44



**Heavy Duty 155mm Machine Vice**

---

45



**Heavy Duty 155mm Machine Vice**

---

46



**Heavy Duty 155mm Machine Vice**

---

47



**Heavy Duty 155mm Machine Vice**

---



# machinebidder

---

**Lot  
no.**

**Description**

---

48



**Heavy Duty 215mm Machine Vice**

---

49



**Steel Workbench with Record Bench Vice**

1380mm Length, 1100mm Width, 1120mm Height

---

50



**Heavy Duty 150mm Machine Vice**

---

51



**Heavy Duty 155mm Machine Vice**

---

52



**Heavy Duty 160mm Machine Vice**

---

53



**Heavy Duty 165mm Machine Vice**

---

54



**EDGEWICK 100mm Shaft Vice**

---

# machinebidder

---

**Lot  
no.**

**Description**

---

55



**IRWIN RECORD 100mm Swivel Bench Vice**

---

56



**Surface Plate Marking Out Table**  
550mm x 500mm

---

57



**Surface Plate Marking Out Table**  
455mm x 305mm

---

58



**Surface Plate Marking Out Table**  
310mm x 305mm

---

59



**Surface Plate Marking Out Table**  
310mm x 310mm

---

60



**320mm Dia. Indexing Milling Chuck**

---

61










**Precision Inclineable Rotary Table**

---

# machinebidder

---

Lot no.	Description
62	 <p><b>HORIZONTAL &amp; Vertical Indexing Milling Attachment with 3 Jaw 200mm Dia. Chuck</b></p>
63	 <p><b>BISON Horizontal &amp; Vertical Indexing Milling Attachment with 3 Jaw 200mm Dia. Chuck</b></p>
64	 <p><b>MARLCO Horizontal &amp; Vertical Indexing Milling Attachment with 3 Jaw 210mm Dia. Chuck</b></p>
65	 <p><b>PHASE 11 Horizontal &amp; Vertical Indexing Milling Attachment with 3 Jaw 210mm Dia. Chuck</b></p>
66	 <p><b>ELLIOT 255mm Dia. Rotary Table</b></p>
67	 <p><b>Quantity Of Slotted Angle Plates</b> 200mm x 200mm</p>
68	 <p><b>Quantity Of Slotted Angle Plates</b> 1x 255mm x 165mm, 1 x 305mm x 205mm</p>

---

# machinebidder

---

**Lot  
no.**

**Description**

---

69



**Quantity Of Sine Tables**

1. 6" x 4" 2. 8" x 5". 3. 8" x 5.3/4"

---

70



**WALTER 500mm Dia. Rotary Table**

---

71



**ECLIPSE 450mm x 150mm Magnetic Chuck**

---

72



**ECLIPSE 305mm x 150mm Magnetic Chuck**

---

73



**ECLIPSE 450mm x 200mm Magnetic Chuck**

---

74



**ECLIPSE 255mm x 125mm Magnetic Chuck**

---

75



**CIRCULAR 105mm Dia Magnetic Chuck**

---

# machinebidder

---

Lot  
no.

Description

---

76



**TPM 1000kg Capacity Lifting Magnet**

77



**TPM (Unknown Capacity, No Plate) Lifting Magnet**

78



**MAGNETIC Chuck 200mm x 500mm**

79



**MAGNETIC Chuck 200mm x 400mm**

80



**ECLIPSE Adaptor Plate 280mm x 160mm**

81



**CROWN Composite Sine Table Model UCP85 With 5" x 8" Magnetic Chuck**

Centre Of Rollers 5"

82










**CROWN Composite Sine Table Model UCPM85 With 5" x 8" Magnetic**

Centre Of Rollers 5"

---

# machinebidder

---

Lot no.	Description
83	 <b>CROWN Composine Sine Table Model UCPM85 With 5" x 8" Magnetic Chuck</b> Centre Of Rollers 5"
84	 <b>CROWN Composine Sine Table Model SPM105 With 5" x 8" Magnetic Chuck</b> Centre Of Rollers 10"
85	 <b>CROWN Composine Sine Table Model SPM105 With 5" x 8" Magnetic Chuck</b> Centre Of Rollers 10"
86	 <b>Side Tilting Sine Table With 5" x 10" Magnetic Chuck</b> Sine x 4" + .100"
87	 <b>MAGNETIC Chuck 200mm x 600mm</b>
88	 <b>SURFACE Plate Marking Out Table</b> 455mm x 305mm
89	 <b>2500kg S.W.L Trolley Jack</b>

---

# machinebidder

---

**Lot  
no.**

**Description**

---

90



**350kg S.W.L Scissor Lift Table Truck**  
910mm x 500mm x 1320mm (Max Height)

---

91



**2000kg Hydraulic Trolley Jack**

---

92



**INSIZE Magnetic V-Block**  
70mm x 60mm x 73mm. On/Off Turn Switch

---

93



**INSIZE Magnetic V-Block**  
70mm x 60mm x 73mm On/Off Turn Switch

---

94



**LEVEL Development Precision Frame Level**  
200mm x 200mm

---

95



**COVENTRY Gauge Imperial Grade 3 Slip Gauge Set**

---

96










**BOSCH 110V GBH2-18RE Hammer Drill**

---

# machinebidder

---








Lot no.	Description
97	 2 x XTREME PFS200F 200w Sheet Sanders
98	 3000kg S.W.L Plate Clamp Jaw Opening 0.30mm
99	 TRACTEL Bravo 3000kg Lever Hoist Chain
100	 DEMAG Junior Electric 500kg S.W.L Crane Hoist With Up/Down Pendant
101	 DEMAG Junior Electric 500kg S.W.L Crane Hoist With Up/Down Pendant
102	 TIGER 1000kg S.W.L Manual Chain Hoist
103	 NITCH H-50 5000kg S.W.L Manual Chain Hoist

---



# machinebidder

---

Lot no.	Description
104	 <b>LIFTING Point 2000kg S.W.L Manual Chain Hoist</b>
105	 <b>DAVY MORRIS 2000kg S.W.L Manual Chain Hoist</b>
106	 <b>Manual Crane Hoist (Unknown S.W L)</b>
107	 <b>HACKET 500kg S.W.L Manual Chain Hoist</b>
108	 <b>KING 500kg S.W.L Electric Crane Hoist With Up/Down Pendant</b>
109	 <b>Heavy Duty 16Ton S.W.L 2 Leg Lifting Chains With Shorteners</b> Chain Length 17ft (5180mm)
110	 <b>4 x 25Ton S.W.L Heavy Duty Lifting Shackles</b>

---

# machinebidder

---

**Lot  
no.**

**Description**

---

111



**2 x 120Ton S.W.L Heavy Duty Lifting Shackles**

---

112



**Quantity Of Various S.W.L Heavy Duty Lifting Shackles**

---

113



**Quantity Of Various S.W.L Heavy Duty Lifting Shackles**

---

114



**2 x 35Ton S.W.L Heavy Duty Lifting Shackles**

---

115



**Heavy Duty 12Ton S.W L Plate Clamp**

---

116



**Heavy Duty 12Ton S.W.L Plate Clamp**

---

117










**Quantity Of Various S.W.L Plate Clamps**

---








# machinebidder

---

Lot no.	Description
118	 <b>SALTER Heavy Duty 20ton S.W.L Lifting Scale on Steel Trolley</b>
119	 <b>WINDLEY Brothers 4ft (1219mm) Camelback Straight Edge</b>
120	 <b>Cast Iron Duel 4ft (1219mm) Straight Edge</b>
121	 <b>Cast Iron 6ft (1828mm) Camelback Straight Edge</b>
122	 <b>WINDLEY BROTHERS 71.1/2" (1816mm) Camelback Straight Edge</b>
123	 <b>WINDLEY BROTHERS 6ft (1828mm) Camelback Straight Edge</b>
124	 <b>Cast Iron 78" (1981mm) Camelback Straight Edge</b>

# machinebidder

---

Lot no.	Description
125	 <b>WINDLEY BROTHERS 6ft (1828mm) Camelback Straight Edge</b>
126	 <b>RECORD Tube Bender With Quick Release Tube Vice</b>
127	 <b>110V RIDGID 300 Powered Drive Threading Machine On Rigid Tripod</b> Speed Chuck With Replaceable Rocket Action Jaws
128	 <b>RIDGID 141 Jam Proof Manual Pipe Threader On Rigid Stand</b> Cuts 8 Threads Per Inch. 2.1/2"- 4"
129	 <b>Electrical Cabinet Enclosure</b> 600mm x 695mm x 205mm
130	 <b>5 x Metal Trolleys On Wheels</b>
131	 <b>5 x Metal Trolleys On Wheels</b>

---

# machinebidder

---

**Lot  
no.**

**Description**

---

132



**5 x Metal Trolleys On Wheels**

---

133



**5 x Metal Trolleys On Wheels**

---

134



**5 x Metal Trolleys On Wheels**

---

135



**3 x Metal Trolleys On Wheels**

---

136



**4 x Metal Trolleys On Wheels**

---

137



**REXON Bench Grinder With Light**  
230v

---

138



**2 Door Storage Cabinet**  
900mm x 460mm x 900mm

---

# machinebidder

---

**Lot  
no.**

**Description**

---

139



**DICK LISTA Sliding Draw Tool Cabinet**

565mm x 750mm x 800mm

---

140



**DICK LISTA Sliding Draw Tool Cabinet**

565mm x 750mm x 800mm

---